

# Click on your lesson number to go to the lesson activities

1<sup>st</sup> Grade Skills Addressed:

- Students understand the fundamental concepts of technology operations, demonstrate the ability to choose, use, and troubleshoot current technologies and are able to transfer their knowledge to explore emerging technologies.



How Tos



3 Weeks:  
Computer parts



Mouse  
Practice



Keyboard  
Arrows



How to Use  
the Internet



Save to  
Favorites



Internet  
Safety 1



Internet  
Safety 2



Internet  
Safety 3



Internet  
Safety 4



Memory  
Match



Paint and  
Make



Alphabet  
Order



Math with  
Computers 1



Math with  
Computers 2



Addition  
Game



Reading with  
Computers 1



Reading with  
Computers 2



MS Word Unit  
Weeks 1-3



Google Docs  
Unit Weeks  
1-2



MS PowerPoint  
Unit Weeks 1-3



Google Slides  
Unit Weeks  
1-3



Typing  
Practice



Writing with  
Computers



Make a Secret  
Message



Make a Story



Fairy Tale  
Activities



Research  
Project



Bonus



Holidays



Hour of Code



Digital  
Citizenship

## Must Do

**The main component(s) of the lesson. This is where students are working on the main skill. All students should complete.**

## Next

**Additional practice of the main skill or spiral review of previous skills. 85% of students should have time to complete these activities.**

## Early Finishers

**Learning activities that reinforce skills but are different subject areas. 15% of students should have time.**

# Must Do

1. Whole Group Rules and Expectations
2. Login

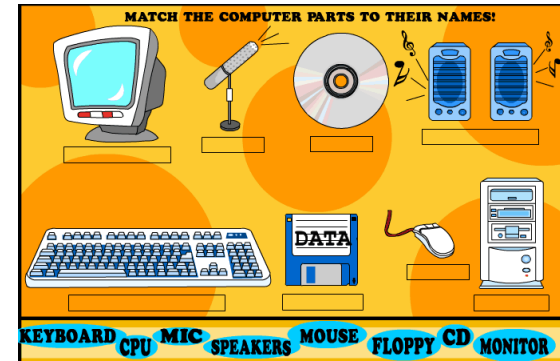
Username:

Password:

Ok

Cancel

# Next

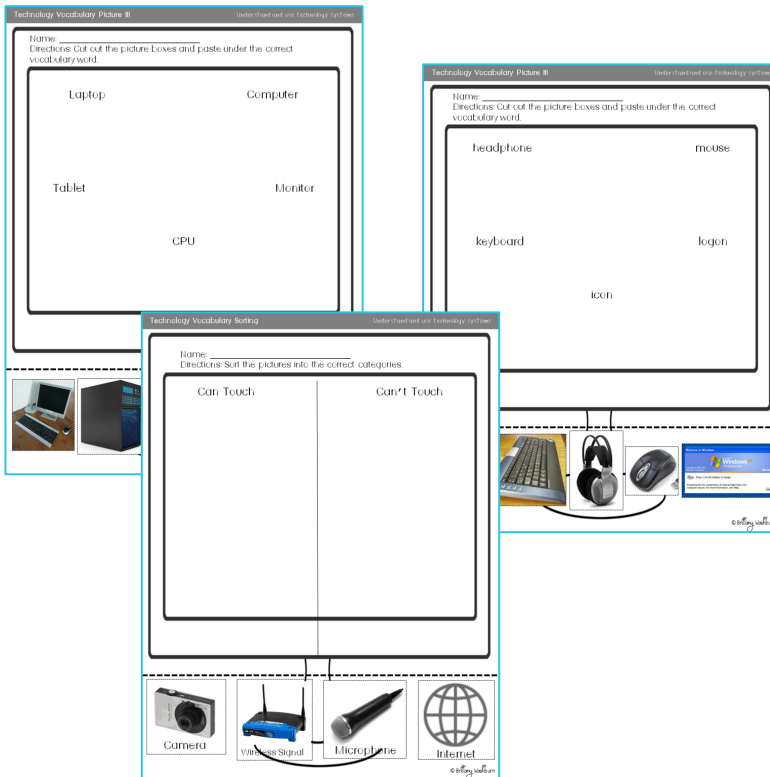


## Early Finishers

Free Choice from SPONGES

## Must Do

3 Week Unit  
Each session complete one of the printable activities for the Computer Parts.



## Next


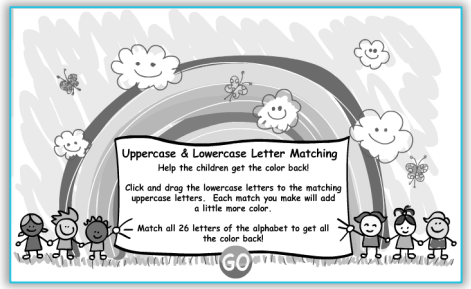
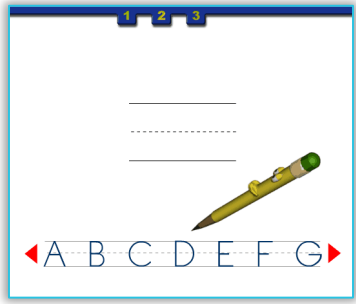
**Complete the activities to practice.**

**1<sup>st</sup> Quarter  
Practice Activities**

**Early Finishers**

Free Choice from SPONGES

## Must Do



## Next

Complete the activities to practice.

1<sup>st</sup> Quarter Practice Activities

## Early Finishers

Early Finisher Activities

## Must Do



## Next

**Complete the activities to practice.**

### 1<sup>st</sup> Quarter Practice Activities

### Early Finishers

Free Choice from SPONGES

## Must Do

1. Watch the video
2. Go through the activities with the icons together and then independently

[Click to go to page](#)

## Next

**Complete the activities to practice.**

## Early Finishers

Free Choice from SPONGES

## Must Do

Save 4 educational websites to your favorites. Together and then independently.



1. [e-learning for kids](#)
2. [ABCYa](#)
3. [PBS kids](#)
4. [Pebblego](#)

## Next


1<sup>st</sup> Quarter  
Practice Activities

## Early Finishers

Learning Games



# Must Do



- Exit ticket idea: What was the theme or the point of the story?

# Next

Review the  
Keyboard

# Early Finishers

Learning Games

## Must Do



- Exit ticket idea: Draw and label your favorite character from the video. Why was he/she your favorite?

## Next

Review the  
Keyboard

## Early Finishers

Learning Games

## Must Do



### Internet Safety Game



- Exit ticket idea: What did Clicky teach you about being safer online?

## Next

Review the  
Keyboard

## Early Finishers

Learning Games

## Must Do

- Exit ticket idea: What is the name of one safe website you know you can use when you go on the computer?

## Next

Review the Keyboard

## Early Finishers

Learning Games

# Memory Match

## Must Do

1. Teachers let students know how many activities they must do.

Endangered Animals

 Easy Advanced	 Easy Advanced	 Easy Advanced	 Easy Advanced	 Easy Advanced	 Easy Advanced	 Easy Advanced
 Easy Advanced	 Easy Advanced	 Easy Advanced	 Easy Advanced	 Easy Advanced	 Easy Advanced	 Easy Advanced
SCORM Explains All you ever wanted to know about SCORM in simple terms.	 Easy Advanced	 Easy Advanced	 Easy Advanced	 Easy Advanced	 Easy Advanced	 Easy Advanced
 Animal Matching Games	 Easy Advanced	 Easy Advanced	More Animals	 Easy Advanced	 Easy Advanced	

# Next

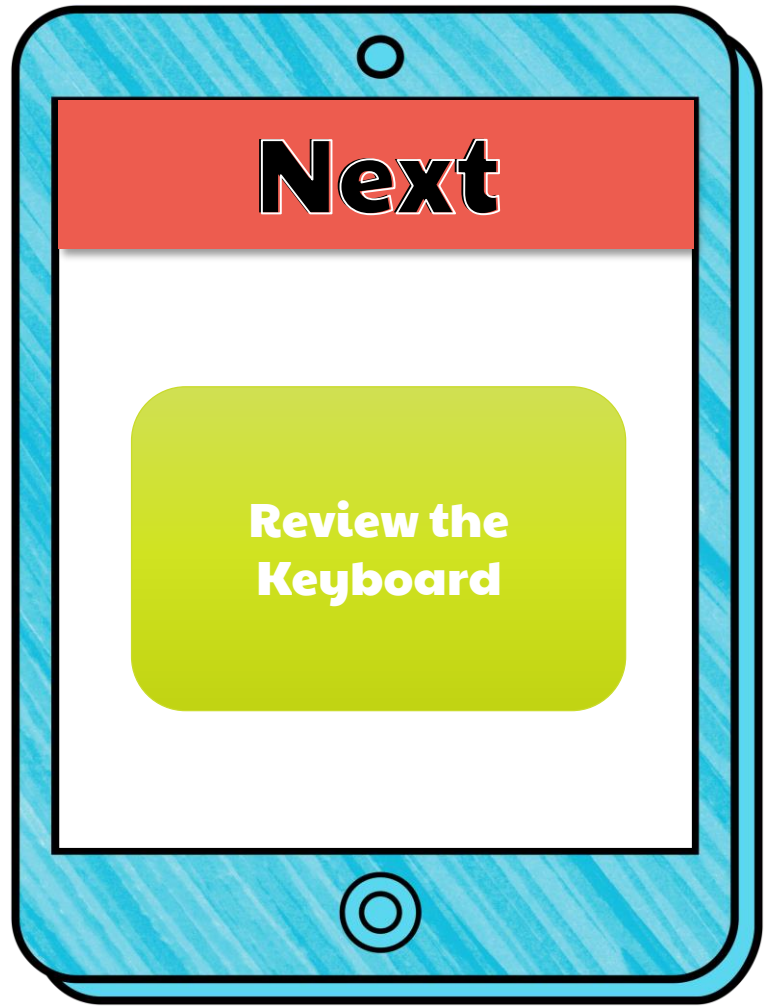
## Review the Keyboard

## Early Finishers

## Learning Games

## Must Do

1. Teachers let students know how many activities they must do.



## Must Do



**Next**

Practice your Skills

A graphic of a blue smartphone with a red header bar containing the word 'Next' in white. The main screen area is white and contains a large green rounded rectangle with the text 'Practice your Skills' in white. At the bottom of the phone is a black circle representing a home button.

**Early Finishers**

E-learning for Kids

A yellow speech bubble containing a red rectangular button with the text 'E-learning for Kids' in white.

# Must Do

Match each number to its addition fact!

$4+2$

$5+4$

$1+1$

$2+1$

6

9

3

2



# Next

Practice your  
Skills

## Early Finishers

E-learning for Kids





## Must Do



## Next



Practice your  
Skills

## Early Finishers

E-learning for Kids

## Must Do

Round: 3/10 Uppercase and Lowcase 0:22

## Next

Practice your Skills

### Early Finishers

E-learning for Kids

# Must Do

1. Teachers let students know how many activities they must do.



# Next

Practice your  
Skills

## Early Finishers

E-learning for Kids

## Must Do

1. Watch the video.
2. Download the file.
3. Complete the steps from the video.

[Click to go to page](#)

## Next

**Complete the activities to practice.**

### Early Finishers

Free Choice from SPONGES

## Must Do

1. Make your copy of the file.
2. Watch the video (it is in the header part of the Doc)
3. Complete the steps from the video.

**Part 1:** [Adding Pictures](#)

**Part 2:** [Fonts](#)

## Next

**Complete the activities to practice.**

**Early Finishers**

Free Choice from SPONGES



# Must Do

1. Watch the video.
2. Download the file.
3. Complete the steps from the video.

## Part 1- Slide Layouts

1. [Video](#)
2. [Slide Layout Practice Template](#)

## Part 2- Text Boxes

1. [Video](#)
2. [Text Boxes Practice Template](#)

## Part 3- Adding Pictures

1. [Video](#)
2. [Adding Pictures Practice Template](#)

# Next

**Complete the activities to practice.**

## Early Finishers

Free Choice from SPONGES

## Must Do

1. Make your copy of the file.
2. Watch the video (it is linked inside of the file)
3. Complete the steps from the video.

**Lesson 1:** [Adding Pictures](#)

**Lesson 2:** [Fonts and Text](#)

**Lesson 3:** [Slide Layouts](#)

## Next

**Complete the activities to practice.**

**Early Finishers**

Free Choice from SPONGES





## Must Do

**Find each letter on the keyboard.**

[Click to go to page](#)

## Next

**Complete the activities to practice.**

**Early Finishers**

[Free Choice from SPONGES](#)

# Must Do

**Find the program on your computer that looks like this picture and type a paragraph.**



Writing ideas:

- What are the rules for using technology?
- Write what you know about your device.

# Next



# Early Finishers

Free Choice from SPONGES

## Must Do

ABCYA.COM SECRET MESSAGE MAKER

A B D H I P R T Y

Solve the secret message below by writing the correct letters on the lines. Use the letter codes above to find the correct letter. The first one is done for you.

H A P P Y

• • • • •

• • • • •

• • • • •

EDIT SAVE PRINT CHECK

SOLVE!  
TYPE LETTERS  
TO  
SOLVE THE CODE

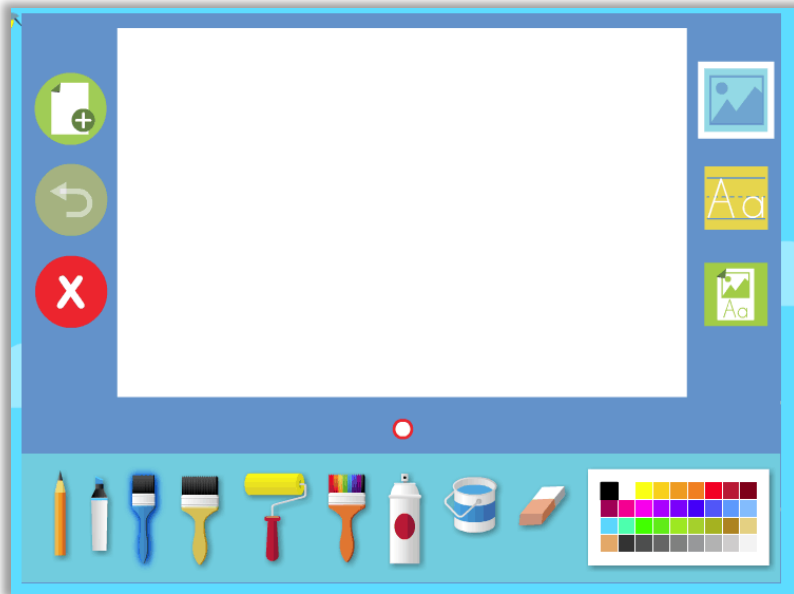
## Next

Choose a learning game on ABCYa to play.

### Early Finishers

Free Choice from SPONGES

# Must Do



# Next

**Choose a learning game on ABCYa to play.**

## Early Finishers

Free Choice from SPONGES

## Must Do

Welcome to **Grimm Fairy Tales**

**Featured Story**  
The Brothers Grimm  
Grimm Tales  
Fun Stuff  
Play a Game  
Send an ECard  
Link to Us

**Brothers Grimm Tales**

- Bremen Town Musicians
- Fairy Tale John
- Hans in Luck
- Jurinda and Jurindel
- Traveling Musicians
- Old Sultan
- Twelve Dancing Princesses
- The Fisherman and His Wife
- The Frog Prince
- Rosinella
- Young Giant and the Tailor
- Harriet and Gravel
- Little Red Riding Hood
- Rumpelstiltskin
- Frederick and Catherine
- Shubert
- Shoemaker and the Elves
- King Grimbald
- Snow White and Rose-Red
- Giant With the Three Golden Hairs



Hint

Then I'll huff, and I'll puff, and I'll blow your house down!" growled the wolf.

He blew so hard that the straw house flew away!

The poor pig ran as fast as he could to his brother's house.

## Next

Fairy Tale Forest Adventures game

## Early Finishers

Free Choice from SPONGES



## Must Do

Instructions: Read all about an animal and then make a poster with a picture and at least one fact about it.

## Science Facts



### Animal Facts

Enjoy our wide range of fun animal facts for kids. Children will love reading the crazy, cool, strange, weird, odd and funny information as well as did you know facts and other interesting animal info that will help them learn a thing or two along the way. Learning about animals is great fun. Whether it's endangered African animals, sea animals, wild animals or pets, there are so many amazing types of animals that each have their own characteristics and behaviors. Living in all parts of the world, these animals include cats, dogs, insects, birds, sharks, gorillas, frogs, cheetahs, giraffes, elephants, horses, sharks and many more.

## Next

[Poster Template](#)  
[PowerPoint](#)

## Early Finishers

Free Choice from SPONGES

# Must Do

These are group activities for  
Holidays

1. Haunted House Escape
2. Frosty's Missing Magic Hat
3. Save the Animals
4. Soar's Escape
5. The Case of the Pilfered Pie
6. Leprechaun Breakout
7. Shopping Spree
8. Famous Americans
9. Holiday Hideaway
10. Find the Easter Bunny
11. Hunny Pot Blues
12. Native Americans

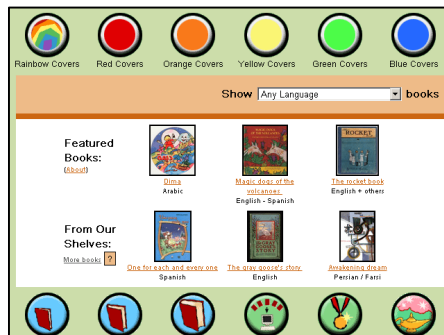


# Next

Review previous skills

## Early Finishers

Free Choice from SPONGES

# Early Finishers 1





# Keyboard Review

